

PROFURL EXPLODED BASIC DIAGRAMS AND PARTS LISTS

C32

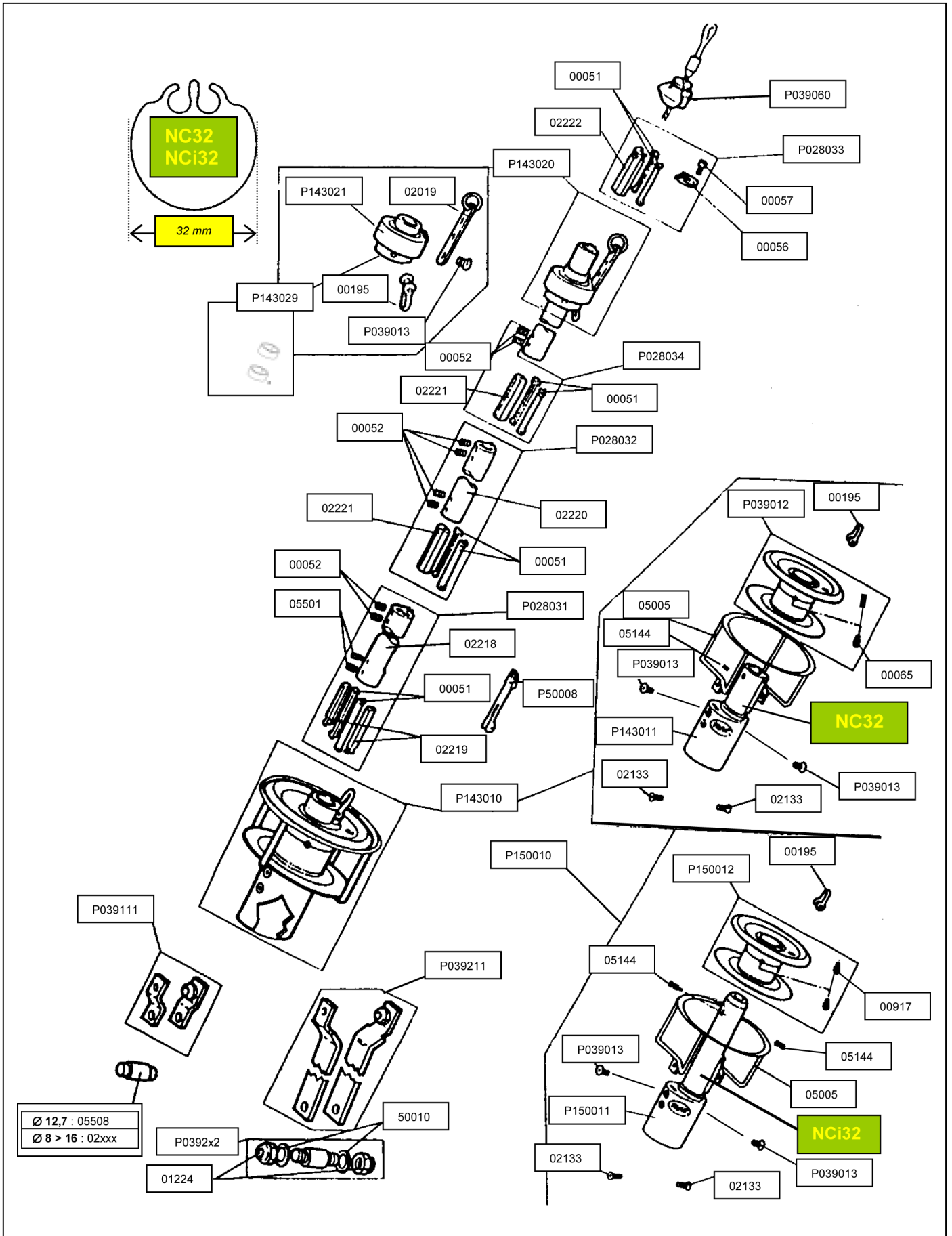
Part #	Parts name C 32 & C 32 i
P039060	WRAPSTOP
P028033	UPPER STOP
00057	Stop fixing screw
00056	Upper stop
02222	Top ending bearing holder
00051	Plastic sleeve (Ø 8,5mm/11/32") two halves
P028020	COMPLETE SWIVEL
P028021	Swivel mechanism
00195	Shackle Ø 6mm
02019	Halyard swivel plate
P028029	Swivel bushing kit
P039013	Locked screw
P028032	COMPLETE INTERMEDIATE LUFF EXTRUSION (2M, 6'6 23/32")
02220	Intermediate luff extrusion
P028034	COMPLETE JOINING KIT
02221	Joining torque link
00051	Plastic sleeve (Ø 8,5mm,11/32") two halves
00052	Set screw ST HC M6X6
P028031	COMPLETE LOWER LUFF EXTRUSION
02218	Lower luff extrusion
02219	Lower ending bearing holders (two halves)
00051	Plastic sleeve (Ø 8,5 mm, 11/32") two halves
00052	Screw ST HC M6X6
05501	Teat screw STHC M6X8
P50008	Feeder
P028010	COMPLETE STANDARD DRUM MECHANISM
P028011	Standard drum mechanism
00195	Shackle Ø 6mm
P028012	C 32& R 35 drum
02014	C 32& R 35 drum cage arm
P039013	Drum cage locked screw
02133	Link plate fixing screw
P028014	C 32 shape adaptor
02035	Lower extrusion set screw
P01637	Prefeeder
P039111	SHORT LINK PLATES(without pin)
02080	Smooth clevis pin Ø 8 mm (5/16")
02081	Smooth clevis pin Ø 10 mm (3/8 ")
02083	Smooth clevis pin Ø 11 mm (7/16")

02084	Smooth clevis pin Ø 12 mm
05508	Smooth clevis pin Ø 12,7 mm (1/2")
02086	Smooth clevis pin Ø 14 mm (9/16")
02860	Smooth clevis pin Ø 16 mm (5/8")
P039160	Set of metric smooth clevis pins (Ø 8-10-12-14-16 mm)
P039170	Set of imperial smooth clevis pins (Ø 5/16"-3/8"-7/16"-1/2"-9/16"-5/8")
P039211	LONG LINK PLATES(without pin)
P039222	Threaded clevis pin with washer and locknut Ø 10 mm (3/8")
P039232	Threaded clevis pin with washer and locknut Ø 11 mm (7/16")
P039242	Threaded clevis pin with washer and locknut Ø 12 mm
P039262	Threaded clevis pin with washer and locknut Ø 12,7 mm (1/2")
P039252	Threaded clevis pin with washer and locknut Ø 14 mm (9/16")
P039282	Threaded clevis pin with washer and locknut Ø 16 mm (5/8")
01224	Locknut M10
50010	Ø10 Nylon washer
P039260	Set of metric threaded clevis pins (Ø 10-12-14-16 mm)
P039270	Set of imperial threaded clevis pins (Ø 3/8"-7/16"-1/2"-9/16"-5/8")
P028070	Turnbuckle cylinder (i)
01436	Turnbuckle cylinder stop screw

LC32

Part #	Parts name LC 32 & LCi 32
P039060	WRAPSTOP
P028033	UPPER STOP
00057	Stop fixing screw
00056	Upper stop
02222	Top ending bearing holder
00051	Plastic sleeve (Ø 8,5mm/11/32") two halves
P143020	COMPLETE SWIVEL
00195	Shackle Ø 6mm
P143021	Swivel mechanism
02019	Halyard swivel plate
P039013	Locked screw
P143029	Swivel bushing kit
P028032	COMPLETE INTERMEDIATE LUFF EXTRUSION (2M, 6'6 23/32")
02220	Intermediate luff extrusion
P028034	COMPLETE JOINING KIT
02221	Joining torque link
00051	Plastic sleeve (Ø 8,5mm, 11/32") two halves
00052	Screw ST HC M6X6
P028031	COMPLETE LOWER LUFF EXTRUSION
02218	Lower luff extrusion
02219	Lower ending bearing holders (two halves)
00051	Plastic sleeve (Ø 8,5 mm, 11/32") two halves
00052	Screw ST HC M6X6
05501	Teat screw STHC M6X8
P50008	Feeder
P164010	COMPLETE STANDARD DRUM MECHANISM LC32
P143011	Standard drum mechanism
00195	Shackle Ø 6mm
P040012	LC 32 & LCi 32 drum
05004	LC 32 & LCi 32 drum cage arm
P039013	Drum cage locked screw
P039013	Link plate fixing screw
00065	Standard LC32 drum screw
05144	Lower extrusion set screw
P039111	SHORT LINK PLATES(without pin)
02080	Smooth clevis pin Ø 8 mm (5/16")
02081	Smooth clevis pin Ø 10 mm (3/8 ")
02083	Smooth clevis pin Ø 11 mm (7/16")
02084	Smooth clevis pin Ø 12 mm
05508	Smooth clevis pin Ø 12,7 mm (1/2")
02086	Smooth clevis pin Ø 14 mm (9/16")
02860	Smooth clevis pin Ø 16 mm (5/8")
P039160	Set of metric smooth clevis pins (Ø 8-10-12-14-16 mm)

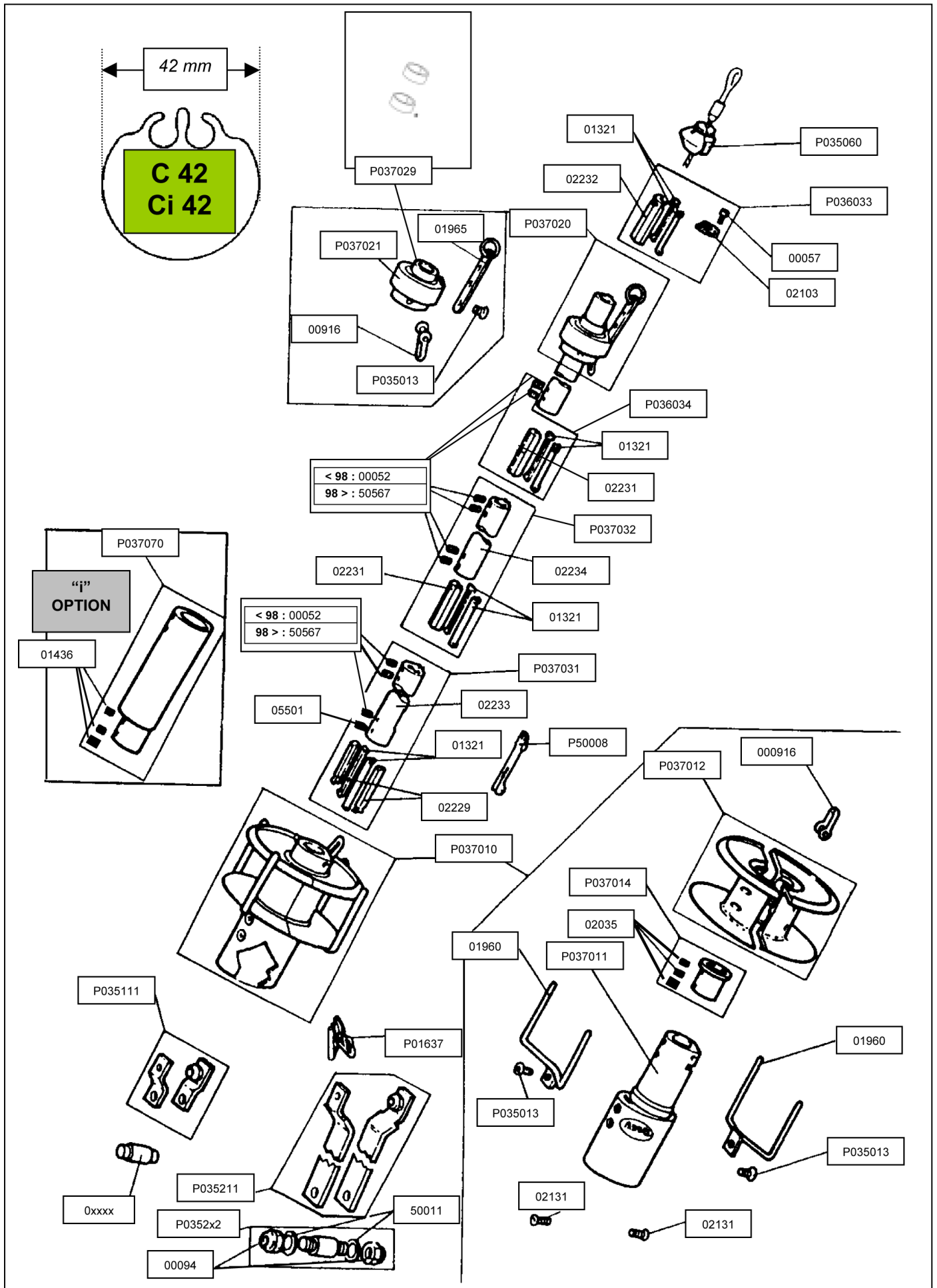
P039170	Set of imperial smooth clevis pins (Ø 5/16"-3/8"-7/16"-1/2"-9/16"-5/8")
P039211	LONG LINK PLATES(without pin)
P039222	Threaded clevis pin with washer and locknut Ø 10 mm (3/8")
P039232	Threaded clevis pin with washer and locknut Ø 11 mm (7/16")
P039242	Threaded clevis pin with washer and locknut Ø 12 mm
P039262	Threaded clevis pin with washer and locknut Ø 12,7 mm (1/2")
P039252	Threaded clevis pin with washer and locknut Ø 14 mm (9/16")
P039282	Threaded clevis pin with washer and locknut Ø 16 mm (5/8")
01224	Locknut M10 and nylon washer
50010	M10 Nylon washer
P039260	Set of metric threaded clevis pins (Ø 10-12-14-16 mm)
P039270	Set of imperial threaded clevis pins (Ø 3/8"-7/16"-1/2"-9/16"-5/8")
P165010	COMPLETE LCi 32 DRUM MECHANISM (includes turnbuckle cylinder)
P150011	LCi 32 DRUM MECHANISM (includes turnbuckle cylinder)
05144	Screw for lower extrusion
P165012	"i" Drum
00917	Drum screw for "i" drum mechanism



NC32

Part #	Parts name NC 32 & NCi 32
P039060	WRAPSTOP
P028033	UPPER STOP
00057	Stop fixing screw
00056	Upper stop
02222	Top ending bearing holder
00051	Plastic sleeve (Ø 8,5mm/11/32") two halves
P143020	COMPLETE SWIVEL
00195	Shackle Ø 6mm
P143021	Swivel mechanism
02019	Halyard swivel plate
P039013	Locked screw
P143029	Swivel bushing kit
	COMPLETE INTERMEDIATE LUFF
P028032	EXTRUSION (2M, 6'6 23/32")
02220	Intermediate luff extrusion
P028034	COMPLETE JOINING KIT
02221	Joining torque link
00051	Plastic sleeve (Ø 8,5mm,11/32") two halves
00052	Screw ST HC M6X6
P028031	COMPLETE LOWER LUFF EXTRUSION
02218	Lower luff extrusion
02219	Lower ending bearing holders (two halves)
00051	Plastic sleeve (Ø 8,5 mm, 11/32") two halves
00052	Screw ST HC M6X6
05501	Teat screw STHC M6X8
P50008	Feeder
	COMPLETE STANDARD DRUM
P143010	MECHANISM NC 32
00195	Shackle Ø 6mm
P143011	Standard drum mechanism
P039012	Drum NC 32 & NCi 32
05005	Drum cage arm NC 32 & NCi 32
P039013	Drum cage locked screw
02133	Link plate fixing screw
00065	Standard NC32 drum screw
05144	Lower extrusion set screw
P039111	SHORT LINK PLATES(without pin)
02080	Smooth clevis pin Ø 8 mm (5/16")
02081	Smooth clevis pin Ø 10 mm (3/8 ")
02083	Smooth clevis pin Ø 11 mm (7/16")
02084	Smooth clevis pin Ø 12 mm
05508	Smooth clevis pin Ø 12,7 mm (1/2")
02086	Smooth clevis pin Ø 14 mm (9/16")
02860	Smooth clevis pin Ø 16 mm (5/8")
P039160	Set of metric smooth clevis pins (Ø 8-10-12-14-16 mm)

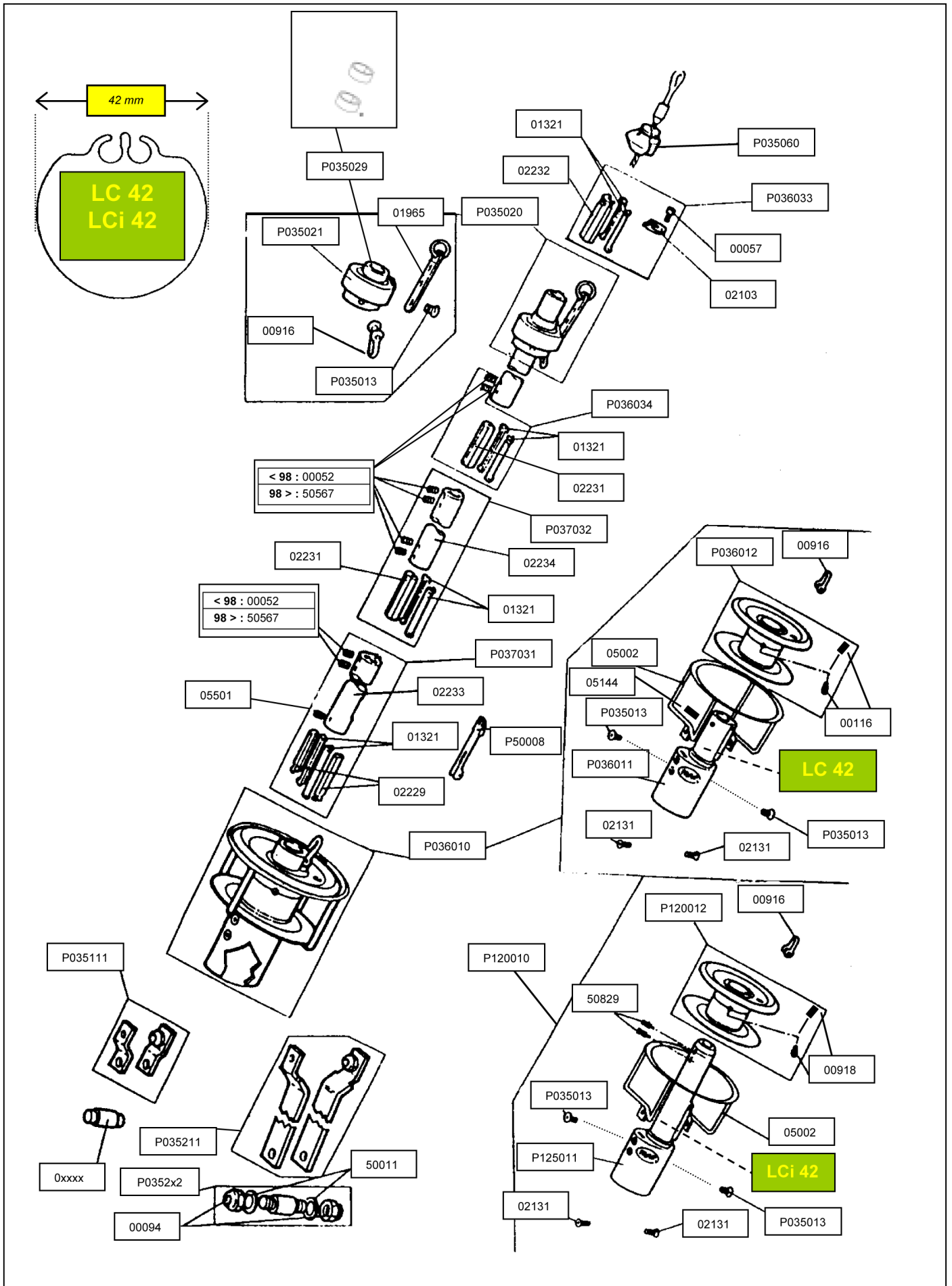
P035170	Set of imperial smooth clevis pins (Ø 5/16"-3/8"-7/16"-1/2"-9/16"-5/8")
P039211	LONG LINK PLATES(without pin)
P039222	Threaded clevis pin with washer and locknut Ø 10 mm (3/8")
P039232	Threaded clevis pin with washer and locknut Ø 11 mm (7/16")
P039242	Threaded clevis pin with washer and locknut Ø 12 mm
P039262	Threaded clevis pin with washer and locknut Ø 12,7 mm (1/2")
P039252	Threaded clevis pin with washer and locknut Ø 14 mm (9/16")
P039282	Threaded clevis pin with washer and locknut Ø 16 mm (5/8")
01224	Locknut M10 and nylon washer
50010	M10 Nylon washer
P039260	Set of metric threaded clevis pins (Ø 10-12-14-16 mm)
P039270	Set of imperial threaded clevis pins (Ø 3/8"-7/16"-1/2"-9/16"-5/8")
P150010	COMPLETE NCi 32 DRUM MECHANISM (includes turnbuckle cylinder)
P150011	NCi 32 DRUM MECHANISM (includes turnbuckle cylinder)
05144	Screw for lower extrusion
P150012	DRUM NCi 32
00917	Drum screw for "i" drum mechanism



C42

Part #	Parts name C 42 & C 42i
P035060	WRAPSTOP
P036033	UPPER STOP
00057	Stop fixing screw
02103	Stop
02232	Top ending bearing holder
01321	Plastic sleeve (13 mm / 33/64") two halves
P037020	COMPLETE SWIVEL
00916	Shackle Ø 8 mm
P037021	Swivel mechanism
01965	Halyard swivel plate
P035013	Locked screw
P037029	Swivel bushing kit
P037032	COMPLETE INTERMEDIATE LUFF EXTRUSION (2 m, 6'6 23/32")
02234	Intermediate luff extrusion
P036034	COMPLETE JOINING KIT
02231	Joining torque link
01321	Plastic sleeve (13 mm / 33/64") two halves
00052	<i>Models before 1998</i> : ST HC M6X6 set screw
50567	<i>Models from 1998 and on</i> : teat screw ST HC M6X6
P037031	COMPLETE LOWER LUFF EXTRUSION
02233	Lower luff extrusion
02229	Lower ending bearing holders (two halves)
01321	Plastic sleeve (13 mm / 33/64") two halves
50567	Screw ST HC M6X6
05501	Screw ST HC M6X8 for lower bearing holder
P50008	Feeder
P037010	COMPLETE C 42 DRUM MECHANISM
P037011	C 42 drum mechanism
00916	Shackle Ø 8 mm
P037012	Drum C & R 42
01960	Drum cage arm
P035013	Drum cage fixing locked screw
02131	Link plate fixing screw
P037014	C 42 shape adapter
02035	Lower extrusion stop screw
P01637	Pre feeder
P035111	SHORT LINK PLATES(without pin)
02073	Smooth clevis pin Ø 12 mm
05510	Smooth clevis pin Ø 12,7 mm (1/2")
02039	Smooth clevis pin Ø 14 mm (9/16 ")
02040	Smooth clevis pin Ø 16 mm (5/8")
02041	Smooth clevis pin Ø 18 mm
02042	Smooth clevis pin Ø 19 mm (3/4")

03217	Smooth clevis pin Ø 22 mm (7/8")
P035160	Set of metric smooth clevis pins (Ø 12-14-16-18-19-22 mm)
P035170	Set of imperial smooth clevis pins (Ø 1/2"-9/16"-5/8"-3/4")
P035211	LONG LINK PLATES (WITHOUT PIN)
P035212	Threaded clevis pin with washer and locknut Ø 12 mm
P035262	Threaded clevis pin with washer and locknut Ø 12,7 mm (1/2")
P035222	Threaded clevis pin with washer and locknut Ø 14 mm (9/16")
P035232	Threaded clevis pin with washer and locknut Ø 16 mm (5/8")
P035242	Threaded clevis pin with washer and locknut Ø 18 mm
P035252	Threaded clevis pin with washer and locknut Ø 19 mm (3/4")
P035282	Threaded clevis pin with washer and locknut Ø 22 mm (7/8")
00094	Locknut M12
50011	Nylon washer Ø 12 mm
P035260	Set of metric threaded clevis pins (Ø 12-14-16-18-19-22 mm)
P035270	Set of imperial threaded clevis pins (Ø 1/2"-9/16"-5/8"-3/4")
P037070	TURNBUCKLE CYLINDER ("i" option)
01436	Lower extrusion stop screw ("i" option)



LC42

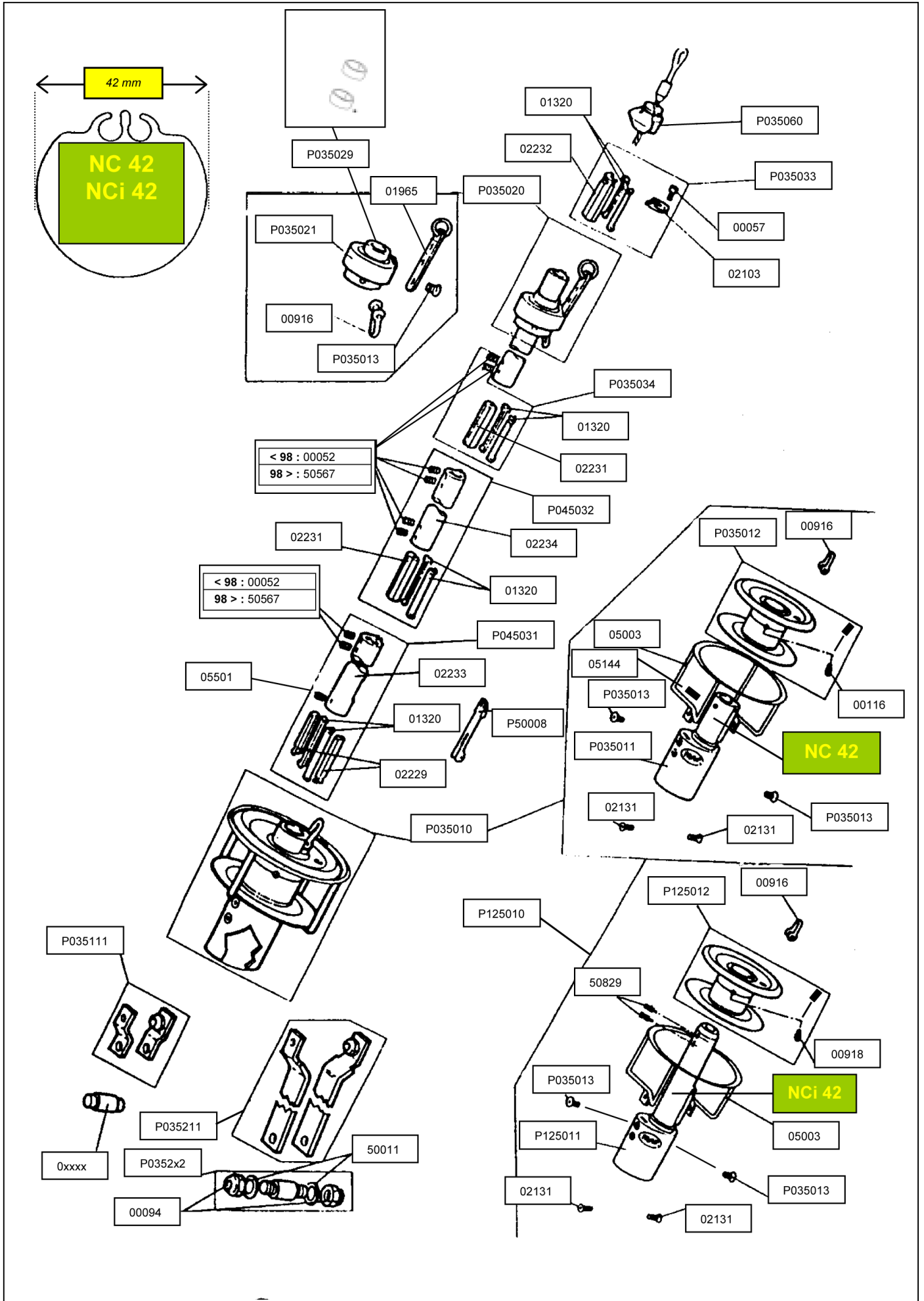
Part #	Parts name LC42 & LCi 42
P035060	WRAPSTOP
P035033	UPPER STOP
00057	Stop fixing screw
02103	Stop
02232	Top ending bearing holder
01320	Plastic sleeve (13 mm / 33/64") two halves
P035020	COMPLETE SWIVEL
00916	Shackle Ø 8 mm
P035021	Swivel mechanism
01965	Halyard swivel plate
P035013	Locked screw
P035029	Swivel bushing kit
02234	COMPLETE INTERMEDIATE LUFF EXTRUSION (2 m, 6'6 23/32")
P036034	Intermediate luff extrusion
P037032	COMPLETE JOINING KIT
02231	Joining torque link
01321	Plastic sleeve (13 mm / 33/64") two halves
00052	<i>Models before 1998</i> : ST HC M6X6 set screw
50567	<i>Models from 1998 and on</i> : teat screw ST HC M6X6
P037031	COMPLETE LOWER LUFF EXTRUSION
02233	Lower luff extrusion
02229	Lower ending bearing holders (two halves)
01321	Plastic sleeve (13 mm / 33/64") two halves
00052	Screw ST HC M6X6
05501	Screw ST HC M6X8 for lower bearing holder
P50008	Feeder
P036010	COMPLETE STANDARD DRUM MECHANISM
P036011	Standard drum mechanism
00916	Shackle Ø 8 mm
P036012	Drum
00116	Drum screw for standard LC 42 & LCi 42 drum mechanism
05002	Drum cage arm
P035013	Drum cage fixing locked screw
02131	Link plate fixing screw
05144	Screw for standard drum mechanism lower extrusion
P035111	SHORT LINK PLATES(without pin)

02073	Smooth clevis pin Ø 12 mm
05510	Smooth clevis pin Ø 12,7 mm (1/2")
02039	Smooth clevis pin Ø 14 mm (9/16 ")
02040	Smooth clevis pin Ø 16 mm (5/8")
02041	Smooth clevis pin Ø 18 mm
02042	Smooth clevis pin Ø 19 mm (3/4")
03217	Smooth clevis pin Ø 22 mm (7/8")
P035160	Set of metric smooth clevis pins (Ø 12-14-16-18-19-22 mm)
P035170	Set of imperial smooth clevis pins (Ø 1/2"-9/16"-5/8"-3/4")
P035211	LONG LINK PLATES (WITHOUT PIN)
P035212	Threaded clevis pin with washer and locknut Ø 12 mm
P035262	Threaded clevis pin with washer and locknut Ø 12,7 mm (1/2")
P035222	Threaded clevis pin with washer and locknut Ø 14 mm (9/16")
P035232	Threaded clevis pin with washer and locknut Ø 16 mm (5/8")
P035242	Threaded clevis pin with washer and locknut Ø 18 mm
P035252	Threaded clevis pin with washer and locknut Ø 19 mm (3/4")
00094	Locknut M12
50011	Nylon washer Ø 12 mm
P035260	Set of metric threaded clevis pins (Ø 12-14-16-18-19-22 mm)
P035270	Set of imperial threaded clevis pins (Ø 1/2"-9/16"-5/8"-3/4")
P120010	COMPLETE LCi 42 DRUM MECHANISM (includes turnbuckle cylinder)
50829	Screw for "i" drum mechanism lower extrusion
P125011	LCi 42 drum mechanism (includes turnbuckle cylinder)
P120012	Tambour "i"
00918	Drum screw for LCi 42 drum mechanism

LC42S

Part #	Parts name LC42 S & LCi 42 S
P035060	WRAPSTOP
P036033	UPPER STOP
00057	Stop fixing screw
02103	Stop
02232	Top ending bearing holder
01321	Plastic sleeve (13 mm / 33/64") two halves
P179020	COMPLETE LC 42S SWIVEL
P179021	LC 42 S swivel mechanism
00196	Shackle Ø 10 mm
50304	Halyard swivel plate
P035013	Halyard swivel locked screw (2)
P035029	Swivel bushing kit
P037032	COMPLETE INTERMEDIATE LUFF EXTRUSION (2 m, 6'6 23/32")
02234	Intermediate luff extrusion
P036034	COMPLETE JOINING KIT
02231	Joining torque link
01321	Plastic sleeve (13 mm / 33/64") two halves
50567	Screw ST HC M6X6
P037031	COMPLETE LOWER LUFF EXTRUSION
02233	Lower luff extrusion
02229	Lower ending bearing holders (two halves)
01321	Plastic sleeve (13 mm / 33/64") two halves
50567	Screw ST HC M6X6
05501	Screw ST HC M6X8 for lower bearing holder
P50008	Feeder
P036010	COMPLETE STANDARD DRUM MECHANISM
P036011	Standard drum mechanism
P036012	Drum
00116	Drum screw for standard drum mechanism
P035013	Drum cage fixing locked screw
02131	Link plate fixing screw
05144	Screw for standard drum mechanism lower extrusion
P035111	SHORT LINK PLATES (without pin)
02073	Smooth clevis pin Ø 12 mm
05510	Smooth clevis pin Ø 12,7 mm (1/2")
02039	Smooth clevis pin Ø 14 mm (9/16 ")
02040	Smooth clevis pin Ø 16 mm (5/8")
02041	Smooth clevis pin Ø 18 mm
02042	Smooth clevis pin Ø 19 mm (3/4")
03217	Smooth clevis pin Ø 22 mm (7/8")
P035160	Set of metric smooth clevis pins (Ø 12-14-16-18-19-22 mm)

P035170	Set of imperial smooth clevis pins (Ø 1/2"-9/16"-5/8"-3/4")
P035211	LONG LINK PLATES (WITHOUT PIN)
P035212	Threaded clevis pin with washer and locknut Ø 12 mm
P035262	Threaded clevis pin with washer and locknut Ø 12,7 mm (1/2")
P035222	Threaded clevis pin with washer and locknut Ø 14 mm (9/16")
P035232	Threaded clevis pin with washer and locknut Ø 16 mm (5/8")
P035242	Threaded clevis pin with washer and locknut Ø 18 mm
P035252	Threaded clevis pin with washer and locknut Ø 19 mm (3/4")
P035282	Threaded clevis pin with washer and locknut Ø 22 mm (7/8")
00094	Locknut M12
50011	Nylon washer Ø 12 mm
P035260	Set of metric threaded clevis pins (Ø 12-14-16-18-19-22 mm)
P035270	Set of imperial threaded clevis pins (Ø 1/2"-9/16"-5/8"-3/4")
P120010	COMPLETE LCi 42 DRUM MECHANISM (includes turnbuckle cylinder)
P125011	LCi 42 drum mechanism (includes turnbuckle cylinder)
50829	Screw for "i" drum mechanism lower extrusion
P120012	"i" Drum
00918	Drum screw for LCi 42 drum mechanism



Enrouleur NC42

Part #	Parts name NC42 & NCi 42
P035060	WRAPSTOP
P035033	UPPER STOP
00057	Stop fixing screw
02103	Stop
02232	Top ending bearing holder
01320	Plastic sleeve (11,5 mm / 29/64") two halves
P035020	COMPLETE SWIVEL
00916	Shackle Ø 8 mm
P035021	Swivel mechanism
01965	Halyard swivel plate
P035013	Locked screw
P035029	Swivel bushing kit
P045032	COMPLETE INTERMEDIATE LUFF EXTRUSION (2 m, 6'6 23/32")
02234	Intermediate luff extrusion
P035034	COMPLETE JOINING KIT
02231	Joining torque link
01320	Plastic sleeve (11,5 mm / 29/64") two halves
00052	<i>Models before 1998</i> : ST HC M6X6 set screw
50567	<i>Models from 1998 and on</i> : teat screw ST HC M6X6
P045031	COMPLETE LOWER LUFF EXTRUSION
02233	Lower luff extrusion
02229	Lower ending bearing holders (two halves)
01320	Plastic sleeve (11,5 mm / 29/64") two halves
00052	Screw ST HC M6X6
05501	Screw ST HC M6X8 for lower bearing holder
P50008	Feeder
P035010	COMPLETE STANDARD DRUM MECHANISM
P035011	Standard drum mechanism
00916	Shackle Ø 8 mm
P035012	Drum
00116	Drum screw for standard NC 42 & NCi 42 drum mechanism)
05003	Drum cage arm
P035013	Drum cage fixing locked screw
02131	Link plate fixing screw
05144	Screw for standard drum mechanism lower extrusion
P035111	SHORT LINK PLATES(without pin)
02073	Smooth clevis pin Ø 12 mm
05510	Smooth clevis pin Ø 12,7 mm (1/2")
02039	Smooth clevis pin Ø 14 mm (9/16 ")
02040	Smooth clevis pin Ø 16 mm (5/8")
02041	Smooth clevis pin Ø 18 mm
02042	Smooth clevis pin Ø 19 mm (3/4")
03217	Smooth clevis pin Ø 22 mm (7/8")
P035160	Set of metric smooth clevis pins (Ø 12-14-16-18-19-22 mm)
P035170	Set of imperial smooth clevis pins (Ø 1/2"-9/16"-5/8"-3/4")
P035211	LONG LINK PLATES (WITHOUT PIN)
P035212	Threaded clevis pin with washer and locknut Ø 12 mm
P035262	Threaded clevis pin with washer and locknut Ø 14 mm (1/2")
P035222	Threaded clevis pin with washer and locknut Ø 16 mm (9/16")
P035232	Threaded clevis pin with washer and locknut Ø 18 mm (5/8")
P035242	Threaded clevis pin with washer and locknut Ø 19 mm
P035252	Threaded clevis pin with washer and locknut Ø 20 mm (3/4")
P035282	Threaded clevis pin with washer and locknut Ø 22 mm (7/8")
00094	Locknut M12
50011	Nylon washer Ø 12 mm
P035260	Set of metric threaded clevis pins (Ø 12-14-16-18-19-22 mm)
P035270	Set of imperial threaded clevis pins (Ø 1/2"-9/16"-5/8"-3/4")
P125010	COMPLETE NCi 42 DRUM MECHANISM (includes turnbuckle cylinder)
50829	Screw for "i" drum mechanism lower extrusion
P125011	NCi 42 drum mechanism (includes turnbuckle cylinder)
P125012	"i" Drum
00918	Drum screw for "i" drum mechanism

L52

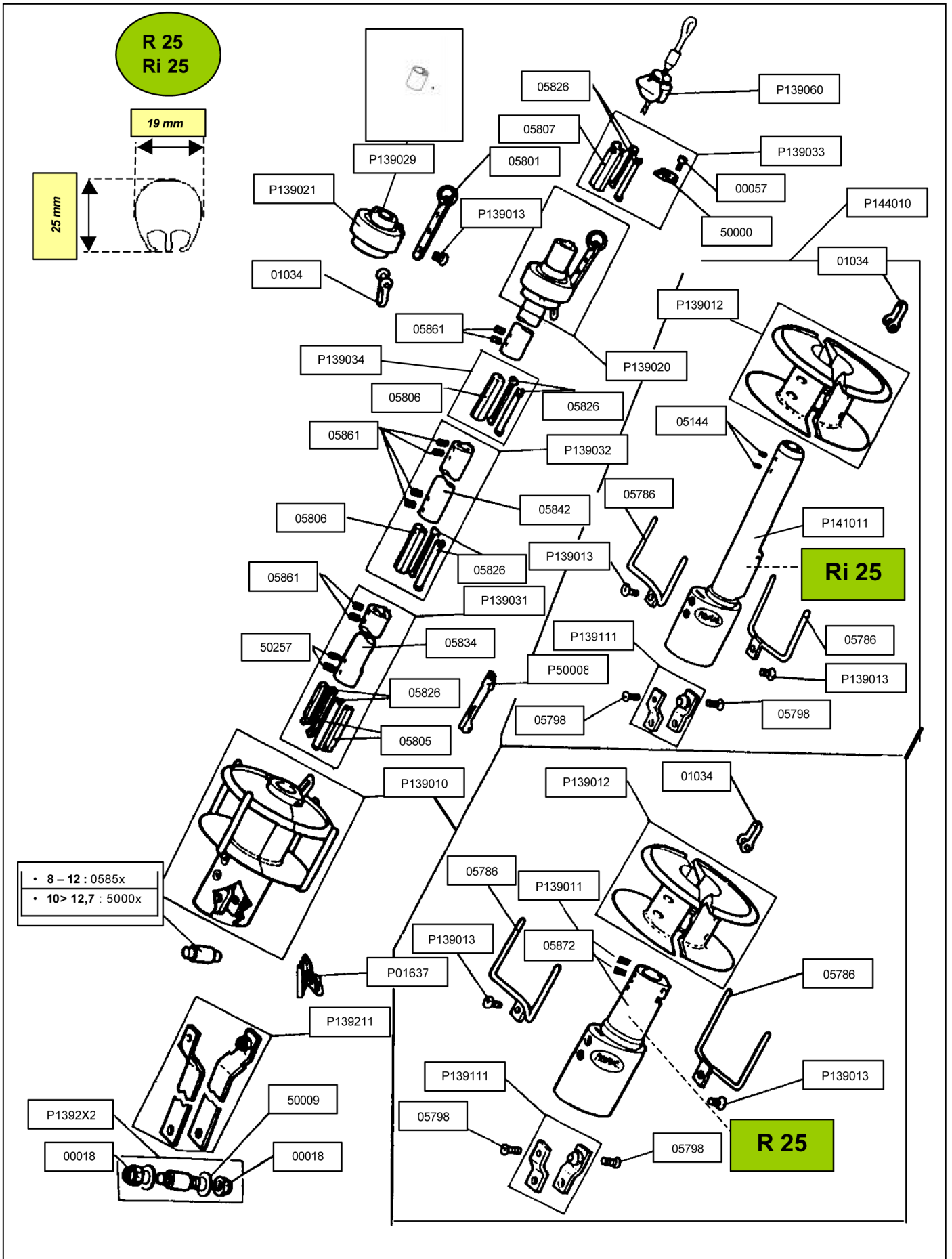
Part #	Parts name L 52 & Li 52
P035060	WRAPSTOP
P044033	UPPER STOP
02194	Stop fixing screw
02256	Stop
02252	Top ending bearing holder
02025	Plastic sleeve (20 mm / 25/32") two halves
P044020	COMPLETE L 52 SWIVEL
02264	Shackle Ø 10 mm
P044021	L 52 swivel mechanism
02145	Halyard swivel plate
P042013	Locked screw
P042029	Swivel bushing kit
P044032	COMPLETE INTERMEDIATE LUFF EXTRUSION (2 m, 6'6 23/32")
02250	Intermediate luff extrusion
P044034	COMPLETE JOINING KIT
02251	Joining torque link
02025	Plastic sleeve (20 mm / 25/32") two halves
02346	Screw ST HC M8X8 (models before 1998)
50568	Teat screw ST Hc M8 X 10 (models since 1998)
P044031	COMPLETE LOWER LUFF EXTRUSION (2m / 6'6 23/32")
02248	Lower luff extrusion
02249	Lower ending bearing holders (two halves)
02025	Plastic sleeve (20 mm / 25/32") two halves
02346	Screw ST HC M8X8 (models before 1998)
50568	Teat screw ST Hc M8 X 10 (models since 1998)
05872	Screw ST HC M6X8 for lower bearing holder
P042035	Feeder
04300	Feeder set screw CHc M4 X 16
P044010	COMPLETE STANDARD DRUM MECHANISM
P044011	Standard drum mechanism
00196	Shackle Ø 10 mm
P042012	Drum 52
00918	Drum screw
05001	Drum cage arm
P042013	Drum cage fixing locked screw
02144	Link plate fixing screw
01436	Lower extrusion stop screw
P042111	SHORT LINK PLATES(without pin)
02182	Smooth clevis pin Ø 16 mm (5/8")
02183	Smooth clevis pin Ø 18 mm
02184	Smooth clevis pin Ø 19 mm (3/4")
02185	Smooth clevis pin Ø 22 mm (7/8")
02186	Smooth clevis pin Ø 25 mm (1")
P042160	Set of metric smooth clevis pins (Ø 12-14-16-18-19-22 mm)

P042170	Set of imperial smooth clevis pins (Ø 1/2"-9/16"-5/8"-3/4")
P042211	Long link plates (without pin)
P042212	Threaded clevis pin with washer and locknut Ø 16 mm (5/8")
P042222	Threaded clevis pin with washer and locknut Ø 18 mm
P042232	Threaded clevis pin with washer and locknut Ø 19 mm (3/4")
P042242	Threaded clevis pin with washer and locknut Ø 22 mm (7/8")
P042252	Threaded clevis pin with washer and locknut Ø 25 mm (1")
02258	Locknut M14
50012	Nylon washer Ø 14 mm
P042260	Set of metric threaded clevis pins (Ø 16-18-19-22-25 mm)
P042270	Set of imperial threaded clevis pins (Ø 5/8"-3/4"-7/8"-1")
P186010	COMPLETE Li 52 DRUM MECHANISM (includes turnbuckle cylinder)
P043011	Li 52 drum mechanism (includes turnbuckle cylinder)
01436	Screw for "i" drum mechanism lower extrusion

Enrouleur N52

Part #	Parts name N 52 & Ni 52
P035060	WRAPSTOP
P042033	UPPER STOP
02194	Stop fixing screw
02256	Stop
02252	Top ending bearing holder
02024	Plastic sleeve (17 mm / 43/64") two halves
P042020	COMPLETE N 52 SWIVEL
P042021	Swivel mechanism
00196	Shackle Ø 10 mm
02145	Halyard swivel plate
P042013	Locked screw
P042029	Swivel bushing kit
P042032	COMPLETE INTERMEDIATE LUFF EXTRUSION (2 m, 6'6 23/32")
02250	Intermediate luff extrusion
P042034	COMPLETE JOINING KIT
02251	Joining torque link
02024	Plastic sleeve (17 mm / 43/64") two halves
02346	Screw ST HC M8X8 (models before 1998)
50568	Teat screw ST Hc M8 X 10 (models since 1998)
P042031	COMPLETE LOWER LUFF EXTRUSION
02248	Lower luff extrusion
02249	Lower ending bearing holders (two halves)
02346	Screw ST HC M8X8 (models before 1998)
50568	Teat screw ST Hc M8 X 10 (models since 1998)
02024	Plastic sleeve (17 mm / 43/64") two halves
50568	Screw ST HC M6X8 for lower bearing holder
P042035	Feeder
04300	Feeder set screw CHc M4 X 16
P042010	COMPLETE N 52 STANDARD DRUM MECHANISM
P042011	Standard drum mechanism
00196	Shackle Ø 10 mm
P042012	Drum 52
00918	Drum screw
05001	Drum cage arm
P042013	Drum cage fixing locked screw
02144	Link plate fixing screw
01436	Lower extrusion stop screw
P042111	SHORT LINK PLATES(without pin)
02182	Smooth clevis pin Ø 16 mm (5/8")
02183	Smooth clevis pin Ø 18 mm
02184	Smooth clevis pin Ø 19 mm (3/4")
02185	Smooth clevis pin Ø 22 mm (7/8")
02186	Smooth clevis pin Ø 25 mm (1")

P042160	Set of metric smooth clevis pins (Ø 12-14-16-18-19-22 mm)
P042170	Set of imperial smooth clevis pins (Ø 1/2"-9/16"-5/8"-3/4")
P042211	Long link plates (without pin)
P042212	Threaded clevis pin with washer and locknut Ø 16 mm (5/8")
P042222	Threaded clevis pin with washer and locknut Ø 18 mm
P042232	Threaded clevis pin with washer and locknut Ø 19 mm (3/4")
P042242	Threaded clevis pin with washer and locknut Ø 22 mm (7/8")
P042252	Threaded clevis pin with washer and locknut Ø 25 mm (1")
02258	Locknut M14
50012	Nylon washer Ø 14 mm
P042260	Set of metric threaded clevis pins (Ø 16-18-19-22-25 mm)
P042270	Set of imperial threaded clevis pins (Ø 5/8"-3/4"-7/8"-1")
P043010	COMPLETE Ni 52 DRUM MECHANISM (includes turnbuckle cylinder)
P043011	Ni 52 drum mechanism (includes turnbuckle cylinder)
01436	Screw for "i" drum mechanism lower extrusion

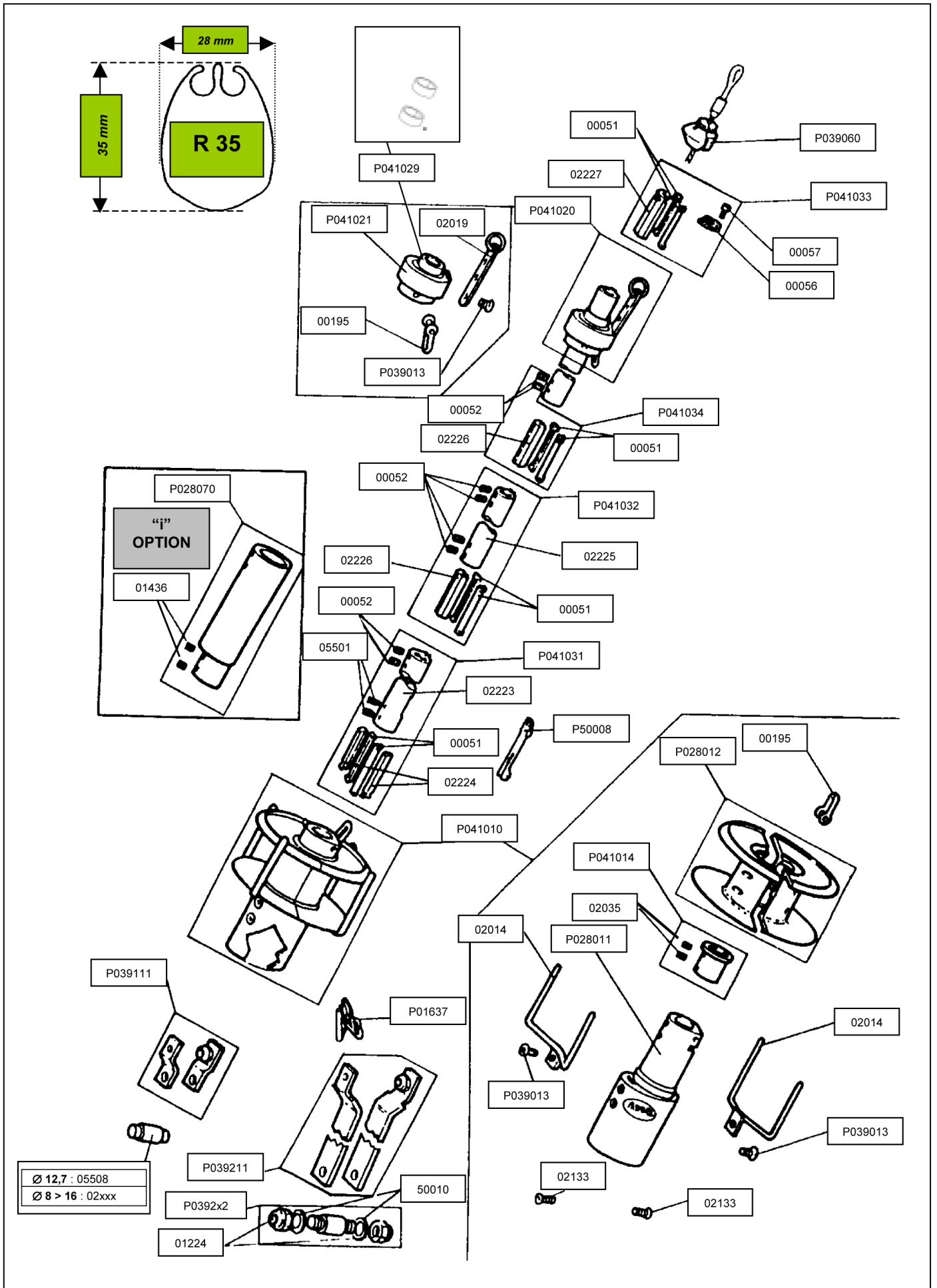




Enrouleur R25

Part #	PARTS NAME R 25 & Ri 25
P139060	WRAPSTOP
P139033	UPPER STOP
00057	Stop fixing screw
50000	Stop
05807	Top ending bearing holder
05826	Plastic sleeve 7mm/ 9/32" (two halves)
P139020	COMPLETE SWIVEL
01034	5mm shackle
P139021	Swivel mechanism
P139029	Swivel bushing (1) & bushing screw
05801	Halyard swivel plate
P139013	Locked screw
P139032	COMPLETE INTERMEDIATE LUFF EXTRUSION (2M, 6'6 23/32")
05842	Intermediate luff extrusion
P139034	COMPLETE JOINING KIT
05806	Joining torque link
05826	Plastic sleeve 7mm/ 9/32" (two halves)
05861	Screw ST HC M6X5
P139031	COMPLETE LOWER LUFF EXTRUSION
05834	Lower luff extrusion
05805	Lower ending bearing holders (two halves)
05826	Plastic sleeve 7mm/ 9/32" (two halves)
05861	Screw ST HC M6X5
50257	Teat screw ST HC M6X6
P50008	Feeder
P139010	COMPLETE STANDARD DRUM MECHANISM
P139011	Standard drum mechanism
P139012	Drum
05786	Drum arm
P139013	Arm screw
05798	Link plate fixing screw
05872	Lower extrusion fixing screw
01034	5mm shackle
P01637	Pre feeder
P139111	SHORT LINK PLATES(without pin)
05851	Smooth clevis pin Ø 8 mm (5/16")
50001	Smooth clevis pin Ø 10 mm (3/8 ")
50005	Smooth clevis pin Ø 11 mm (7/16")
05853	Smooth clevis pin Ø 12 mm
50002	Smooth clevis pin Ø 12,7 mm (1/2")
P139160	Set of metric smooth clevis pins (Ø 8-10-12 mm)
P139170	Set of imperial smooth clevis pins (Ø 5/16"-3/8"-7/16"-1/2")
P139211	LONG LINK PLATES (without pin)

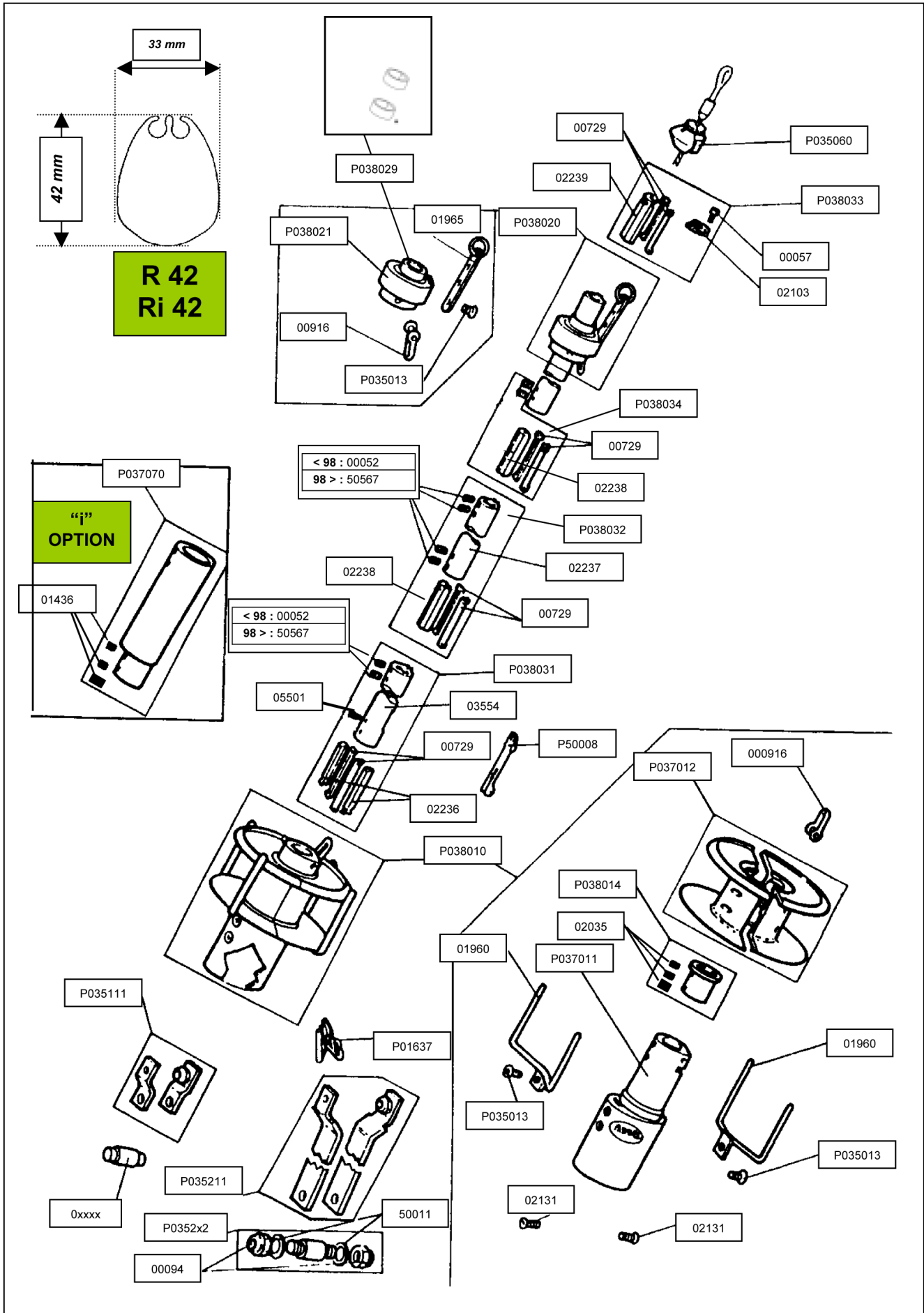
P139212	Threaded clevis pin with washer and locknut Ø 8 mm(5/16")
P139222	Threaded clevis pin with washer and locknut Ø 10 mm (3/8")
P139232	Threaded clevis pin with washer and locknut Ø 11 mm (7/16")
P139242	Threaded clevis pin with washer and locknut Ø 12 mm
P139252	Threaded clevis pin with washer and locknut Ø 12,7 mm (1/2")
00018	Locknut M8
50009	Nylon washer
P139260	Set of metric threaded clevis pins (Ø 8-10-12 mm)
P139270	Set of imperial threaded clevis pins (Ø 5/16"-3/8"-7/16"-1/2")
P141010	Complete "I" drum mechanism (includes turnbuckle cylinder)
P141011	I drum mechanism (includes turnbuckle cylinder)
05144	Lower extrusion stop screw for "I" drum mechanism



Enrouleur R35

Part #	Parts name R 35 & R 35 i
P039060	WRAPSTOP
P041033	UPPER STOP
00057	Stop fixing screw
00056	Upper stop
02227	Top ending bearing holder
00051	Plastic sleeve (Ø 8,5mm/11/32") two halves
P041020	COMPLETE SWIVEL
P041021	Swivel mechanism
00195	Shackle Ø 6mm
02019	Halyard swivel plate
P041029	Swivel bushing kit
P039013	Locked screw
P041032	COMPLETE INTERMEDIATE LUFF EXTRUSION (2M, 6'6 23/32")
02225	Intermediate luff extrusion
P041034	COMPLETE JOINING KIT
02226	Joining torque link
00051	Plastic sleeve (Ø 8,5mm,11/32") two halves
00052	Screw ST HC M6X6
P041031	COMPLETE LOWER LUFF EXTRUSION
02223	Lower luff extrusion
02224	Lower ending bearing holders (two halves)
00051	Plastic sleeve (Ø 8,5 mm, 11/32") two halves
00052	Screw ST HC M6X6
05501	Teat screw STHC M6X8
P50008	Feeder
P041010	COMPLETE STANDARD DRUM MECHANISM
P028011	Standard drum mechanism
00195	Shackle Ø 6mm
P028012	R 35 & C 32 drum
02014	R 35 & C 32 drum cage arm
P039013	Drum cage locked screw
02133	Link plate fixing screw
P041014	R 35 shape adaptor
02035	Lower extrusion set screw
P01637	Prefeeder
P039111	SHORT LINK PLATES(without pin)
02080	Smooth clevis pin Ø 8 mm (5/16")
02081	Smooth clevis pin Ø 10 mm (3/8 ")
02083	Smooth clevis pin Ø 11 mm (7/16")
02084	Smooth clevis pin Ø 12 mm
05508	Smooth clevis pin Ø 12,7 mm (1/2")
02086	Smooth clevis pin Ø 14 mm (9/16")
02860	Smooth clevis pin Ø 16 mm (5/8")

P039160	Set of metric smooth clevis pins (Ø 8-10-12-14-16 mm)
P039170	Set of imperial smooth clevis pins (Ø 5/16"-3/8"-7/16"-1/2"-9/16"-5/8")
P039211	LONG LINK PLATES(without pin)
P039222	Threaded clevis pin with washer and locknut Ø 10 mm (3/8")
P039232	Threaded clevis pin with washer and locknut Ø 11 mm (7/16")
P039242	Threaded clevis pin with washer and locknut Ø 12 mm
P039262	Threaded clevis pin with washer and locknut Ø 12,7 mm (1/2")
P039252	Threaded clevis pin with washer and locknut Ø 14 mm (9/16")
P039282	Threaded clevis pin with washer and locknut Ø 16 mm (5/8")
01224	Locknut M10
50010	Ø10 Nylon washer
P039260	Set of metric threaded clevis pins (Ø 10-12-14-16 mm)
P039270	Set of imperial threaded clevis pins (Ø 3/8"-7/16"-1/2"-9/16"-5/8")
P028070	Turnbuckle cylinder (i)
01436	Turnbuckle cylinder stop screw



Enrouleur R42

Part #	Parts name R 42 & R 42i
P035060	WRAPSTOP
P038033	UPPER STOP
00057	Stop fixing screw
02103	Stop
02239	Top ending bearing holder
00729	Plastic sleeve (11,5 mm / 29/64") two halves
P038020	COMPLETE R 42 SWIVEL
00916	Shackle Ø 8 mm
P038021	R 42 swivel mechanism
01965	Halyard swivel plate
P035013	Locked screw
P038029	Swivel bushing kit
P038032	COMPLETE INTERMEDIATE LUFF EXTRUSION (2 m, 6'6 23/32")
02237	Intermediate luff extrusion
P038034	COMPLETE JOINING KIT
02238	Joining torque link
00729	Plastic sleeve (11,5 mm / 29/64") two halves
00052	<i>Models before 1998</i> : ST HC M6X6 set screw
50567	<i>Models from 1998 and on</i> : teat screw ST HC M6X6
P038031	COMPLETE LOWER LUFF EXTRUSION
03554	Lower luff extrusion
02236	Lower ending bearing holders (two halves)
00729	Plastic sleeve (11,5 mm / 29/64") two halves
00052	Screw ST HC M6X6
05501	Screw ST HC M6X8 for lower bearing holder
P50008	Feeder
P038010	COMPLETE R 42 DRUM MECHANISM
P037011	R 42 drum mechanism
00916	Shackle Ø 8 mm
P037012	Drum C & R 42
01960	Drum cage arm
P035013	Drum cage fixing locked screw
02131	Link plate fixing screw
P038014	R 42 shape adapter
02035	Lower extrusion stop screw
P01637	Pre feeder
P035111	SHORT LINK PLATES (without pin)
02073	Smooth clevis pin Ø 12 mm
05510	Smooth clevis pin Ø 12,7 mm (1/2")
02039	Smooth clevis pin Ø 14 mm (9/16 ")

02040	Smooth clevis pin Ø 16 mm (5/8")
02041	Smooth clevis pin Ø 18 mm
02042	Smooth clevis pin Ø 19 mm (3/4")
03217	Smooth clevis pin Ø 22 mm (7/8")
P035160	Set of metric smooth clevis pins (Ø 12-14-16-18-19-22 mm)
P035170	Set of imperial smooth clevis pins (Ø 1/2"-9/16"-5/8"-3/4")
P035211	LONG LINK PLATES (WITHOUT PIN)
P035212	Threaded clevis pin with washer and locknut Ø 12 mm
P035262	Threaded clevis pin with washer and locknut Ø 12,7 mm (1/2")
P035222	Threaded clevis pin with washer and locknut Ø 14 mm (9/16")
P035232	Threaded clevis pin with washer and locknut Ø 16 mm (5/8")
P035242	Threaded clevis pin with washer and locknut Ø 18 mm
P035252	Threaded clevis pin with washer and locknut Ø 19 mm (3/4")
P035282	Threaded clevis pin with washer and locknut Ø 22 mm (7/8")
00094	Locknut M12
50011	Nylon washer Ø 12 mm
P035260	Set of metric threaded clevis pins (Ø 12-14-16-18-19-22 mm)
P035270	Set of imperial threaded clevis pins (Ø 1/2"-9/16"-5/8"-3/4")
P037070	TURNBUCKLE CYLINDER ("i" option)
01436	Lower extrusion stop screw ("i" option)